

**Stock Details**

BSE code	538596
BSE ID	QUANTBUILD
Face value (₹)	10.00
No of shares (m)	12.6
Market cap (₹ m)	26.2
30 days avg. daily vol (No)	5,417
Free float (₹m)	20.5

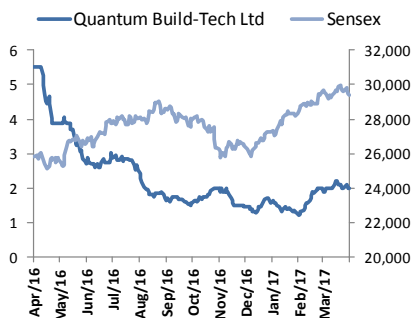
**Stock performance (%)**

	1M	3M	12M
Absolute	-0.5%	27.6%	-63.9%
Rel. to Sensex	-0.2%	18.7%	-77.8%

**Shareholding Pattern\* (%)**

Promoters	Public	Others
21.64%	78.36%	

\*As of December 2016

**Relative Chart**

Source: Bloomberg

**Quarterly result review – December 2016**

Quantum Build-Tech Limited revenues increased 708.0% to ₹ 23.19 million in Q3'17 compared to ₹ 2.87 million in Q3'16, while on QoQ basis the company's revenue rose from ₹ 0.02 million in Q2'17.

EBITDA for the quarter came in at negative ₹ 22.07 million compared with negative EBITDA of ₹ 1.56 million in the same period of the earlier year.

The company reported a net loss of ₹ 23.11 million in Q3'17, compared with a loss of ₹ 3.97 million and ₹ 0.8 million in periods Q3'16 and Q2'17 respectively.

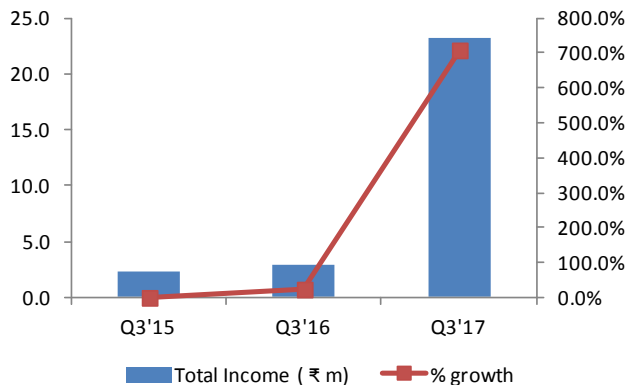
**Table1: Key Financials**

Quarterly financials	Q3'17	Q3'16	% YoY	Q2'17	% QoQ
Total Income	23.19	2.87	708.0%	0.02	115850.0%
EBITDA	(22.07)	(1.56)	NM	(1.19)	NM
EBITDA Margin	-95.2%	-54.4%	-	-5950.0%	-
Dep. & Amor.	0.02	0.06	-67%	0.01	100%
EBIT	(22.09)	(1.62)	NM	(1.20)	NM
Interest	1.02	2.35	-57%	0.94	9%
PBT	(23.11)	(3.97)	NM	(2.14)	NM
TAX	-	-	NA	0.02	-100%
Net Profit	(23.11)	(3.97)	NM	(2.15)	NM
Net Profit Margin	-99.7%	-138.3%	-	-10750.0%	-
EPS (₹)	--	--	NA	(0.17)	NM

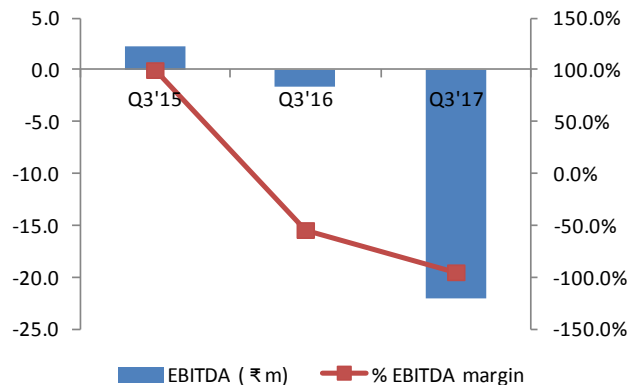
\*All Figures in ₹ millions except per share data  
Source: Company, Karvy Investment Advisory

**Financial Snapshot**

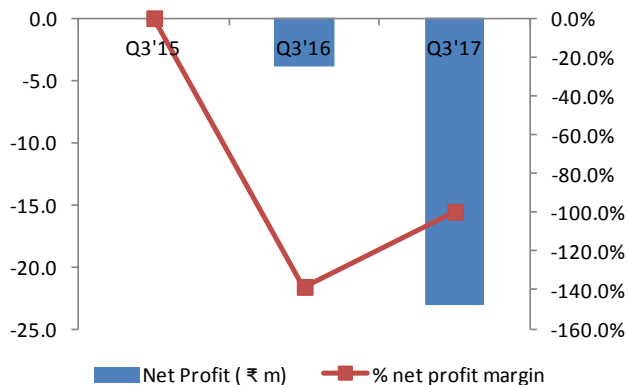
**Total Income growth (%)**



**EBITDA margin (%)**



**Net Profit Margin (%)**



Source: Karvy Investment Advisory

**DISCLAIMER**

Karvy Investment Advisory Services Ltd (KIASL), an entity of the Karvy Group, has taken utmost care to ensure accuracy and objectivity while writing this report based on publicly available information or from sources considered reliable. However, neither the accuracy nor completeness of information contained in this report is guaranteed. Opinions expressed herein are our current opinions as on the date of this report. Nothing in this report can be construed as either investment or any other advice or any solicitation, whatsoever. The subscriber/user assumes the entire risk of any use made of this report or data herein. KIASL specifically states that it or any of its entities or employees do not have any financial liabilities whatsoever to the subscribers / users of this report. This report is for personal information of the authorized recipient in India only. This report or any part of it should not be reproduced or redistributed or communicated directly or indirectly in any form to any other person or published or copied for any purpose.

**DISCLOSURE**

Please refer to our detailed disclaimer mentioned on the last page of the initial report on this company.

**PUBLISHED BY**

KIASL is a part of the Karvy Group, a premier integrated financial services provider. We offer a wide array of investment advisory services including Comprehensive Financial Planning, Wealth Review and Investment Strategy services, Equity Review and Investment Strategy, Mutual Fund Review and Investment Strategy, Wealth Advice Package, and Wealth Planning for Retired Individuals.

**Head Office:** 46, Avenue 4, Street No.1, Banjara Hills, Hyderabad, 500034, Telangana, India. Tel: +91-40-23312454  
|www.karvy.com|